



Hospital Beds



Hospital Beds

You cannot do any better than our selection of Alrick hospital beds. These have been designed through Australian medical professionals' feedback. Even better is that they are 100% backed up in after-sales assistance with guaranteed service and parts.



Floorline Bed



Standard Bed



Bariatric Bed



Dual Bed



Folding Transportable Bed



Mental Health Bed



Bed Ends



Horizontal Rails



Self Help Pole

Floorline Bed

The first ultra-low 100mm floorline bed with no towers and endless possibilities for low care, high care and up to 300kg Bariatric care.

Key Benefits

- Electric high / low with Anti-crush safe lowering function
- 200 and 300kg SWL bariatric options
- Height range - ultra low 100mm to 725mm high
- Electric auto regression 62 degree backrest
- Electric 35 degree knee contouring and 15 degree trendelenburg
- Natural Oak laminate end boards with options
- 75mm twin wheel castors and 'Clearview' under bed clearance
- Single - 2080 x 905mm (2000 x 890mm surface)
- King Single - 2080 x 1090mm (2000 x 1070mm surface)
- Double - 2080 x 1390mm (2000 x 1370mm surface)
- 10 year frame and 5 year electric warranty
- Range of optional accessories available.
- MADE IN AUSTRALIA

Product Code

- Single Bed - ARFB-EN7
- King Single Bed - ARFB-EN7K
- Double Bed - ARFB-EN9D-1000

Why Buy

The Floorline/Bariatric bed is an innovative three-in-one bed, it is the first ever bed that suits Low, High and Bariatric care with both 200 or 300kg SWL. It uses quality Linak motors and has a low height of only 100mm with no towers! Our floor level hospital bed is designed for grace and ergonomics, and to be one of the lowest beds available on the market for high care patient usage. It helps to prevent injuries and accidents caused by the high risk of patient falls.



Standard Bed

Safe for both the patient and carers, this bed offers dignity and comfort with an impressive 300kg safe working load.

Key Benefits

- Electric high / low with backlit handset and underbed light
- Electric auto regression backrest and kneebreak
- Standard 125mm braking castors
- Standard head and foot boards with options
- 270mm low to 760mm high position
- 300kg Bariatric weight capacity
- King Single - 2040 x 1090mm (2000 x 1070mm sleep surface)
- Extra Wide - 2040 x 1220mm (2000 x 1200mm sleep surface)
- Double - 2040 x 1390mm (2000 x 1370mm sleep surface)
- Queen - 2040 x 1520mm (2000 x 1500mm sleep surface)
- 10 year frame and 5 year electrics warranty
- MADE IN AUSTRALIA

Product Codes

- King Single - ARHB-2300KS
- Extra Wide - ARHB-2300E
- Double - ARHB-2300D
- Queen - ARHB-2300Q

Why Buy

The Alrick 2300 provides the peace of mind that patients need and deserve. It has a range of sizes and features to ensure the safety of both the patient and the carer, with the option to customise to either blend in or stand out in your own environment. The durable steel bed frame has a long warranty, making it an investment to rely on.



Bariatric Bed

The ultimate comfort and support for Bariatric patients with a safe working load of 400kg.

Key Benefits

- Electric high / low, backrest, knee break and trendelenburg
- Under bed lighting system and backlit hand set
- CPR emergency release and battery backup
- 400kg Bariatric weight capacity
- 150mm central locking 'Tente' twin wheel castors
- Rotating corner buffers and end board custom options
- 390mm low to 830mm high position
- King Single - 2170 x 1090mm (2000 x 1070mm sleep surface)
- Extra Wide - 2170 x 1220mm (2000 x 1200mm sleep surface)
- Double - 2170 x 1390mm (2000 x 1370mm sleep surface)
- Queen - 2170 x 1520mm (2000 x 1500mm sleep surface)
- 10 year frame and 5 year electrics warranty
- MADE IN AUSTRALIA

Product Code

- King Single - ARBB-2400
- Extra Wide - ARBB-2400E
- Double - ARBB-2400D
- Queen - ARBB-2400Q

Why Buy

The Alrick 2400 Series provides long term reliability and is user friendly with its features such as a range of widths and heavy duty 150mm twin wheel castors, which allow the large bed to be easily and safely manoeuvred into position. Bariatric beds are sturdy and tough compared to standard hospital beds. They provide a larger sleeping surface with increased comfort. These also carry an excellent 10 year warranty guarantee on the strong durable steel bed framework.



Dual Bed

A simple solution to enhance the lives of patients and partners, this dual bed system promotes life while providing all the necessary safety and care features.

Key Benefits

- Electric high / low with 2 backlit handsets and underbed lights
- Dual electric backrests and kneebreaks running independently
- Standard 125mm braking castors
- Standard head and foot boards with a range of options
- 370mm low to 700mm high position
- 300kg weight capacity
- Double - 2060 x 1450mm (1990 x 1370mm sleep surface)
- Queensize - 2060 x 1580mm (1990 x 1475mm sleep surface)
- 10 year frame and 5 year electrics warranty
- MADE IN AUSTRALIA

Product Codes

- Double; ARHB-8000D
- Queensize; ARHB-8000Q

Why Buy

The Alrick 8000 double series provides dignity and comfort for two people with a range of care features including electric hi-low, electric backrest, electric kneebreak and a 300kg safe working load. The heavy-duty actuators ensure reliable, efficient functioning with an excellent warranty due to the strong, durable, steel framework.



Folding Transportable Bed

An ideal folding, easily transported home care bed, or short stay care alternative.

Key Benefits

- Electric Hi/Low
- Electric kneebend and backrest
- Manual vascular support
- Electric forward & reverse Trendelenburg
- Anti-tamper screws and secured bolts
- 200kg safe working load
- 100mm braked castors
- 290mm low to 740mm high positions
- Bed size single - 2190 x 930mm (2000 x 900mm sleep surface)
- Bed size king single - 2190 x 1070mm (2000 x 1050mm sleep surface)
- 10 year frame and 5 year electric warranty
- MADE IN AUSTRALIA

Product Code

- 930mm Wide - ARFB-P5500
- 1070mm Wide - ARFB-P5500W

Why Buy

Made for easy transportation and storage. Ideal for short-term care, the folding transportable home care or short stay bed can be assembled and dismantled with ease, through the incorporation of a simple slot system which is secured with a pin and folds compactly for storage.



Compact Folding Design



King Single - 1070mm wide



Emergency Release Option



Clip On Base Extension Option

Mental Health Bed

A purpose built bed with an excellent 300kg SWL for the safe care of mental health patients.

Key Benefits

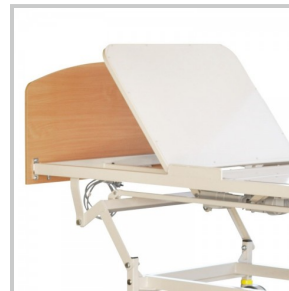
- Electric high / low with auto regression backrest
- Electric knee bend and adjustable vascular support
- Embedded attendant controls and encased electronics box
- Heavy duty actuators and concealed wiring
- Anti-tamper screws and secured bolts
- Excellent 300kg safe working load
- 125mm braked castors
- 290mm low to 780mm high positions
- Bed size - 2080 x 1090mm (2000 x 1070mm sleep surface)
- 10 year frame and 5 year electric warranty
- MADE IN AUSTRALIA

Product Code

- ARMH-2300GWMH

Why Buy

The Alrick 2300 Series Mental Health Bed is ideal in healthcare environments such as rehabilitation and mental healthcare, providing for the very acute patients to Bariatric patients. A low bed height is essential with these patients to facilitate mobility and reduce falls from bed. They are fitted with anti-tamper fasteners, steel braided anti-flex coating on mains cable, controls are located in foot board and control boxes are encased with a metal box. All these features help safety of the patient and provide peace of mind for the carer.



Bed Ends

There is a comprehensive range of head and foot board styles and colours to enhance your bed and compliment the surroundings.

Key Benefits





- Quality Australian designed and made furniture
- Excellent range of bed end styles
- Laminex, stained timber veneer or padded options

Product Code

- ARHB-ENDS

Why Buy

Be it a contemporary design or classy look you are wanting to portray, there are a range of high quality bed end options available that are designed for all ages to transform your bed into the centre piece of your room that is pleasing to the eye.



Horizontal Rails

Add fold-down horizontal side rails to the Alrick bed range for extra patient support.

Key Benefits

- Powder coated steel construction
- Removable clamp or permanent bolt on options
- Independently tested to meet the Australian Standards
- 1450mm long x 412mm high from mattress base

Product Code

- ARBA-400HR

Why Buy

These safety side rails can help to preventing the unfortunate falls that could cause injury to long-term patients. They are coated with a no-maintenance steel powder coating, and require no special tools to install.



Self Help Pole

Sturdy pole with hand triangle for patient egress and re-positioning.

Product Code

- ARBA-ASHP/H



Notes



Notes



Notes
