



Procedure Chairs



Procedure Chairs

A flexible medical chair completes the outcome of the patient experience and equips them to be content while receiving treatment in clinical services. They are aesthetically pleasing yet functional, and offer efficiency in many environments such as fast track emergencies, doctors' rooms, clinics, and day operations



Contour Recline



Contour Recline Endo



Contour Recline E-Vertex



Contour Recline Barituff



Chair Colour Options



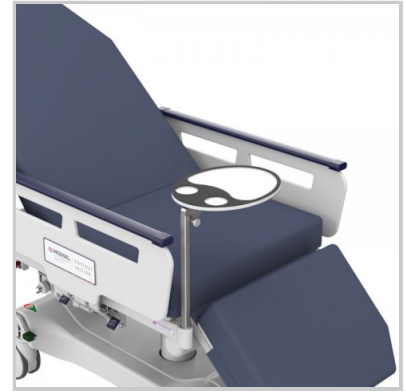
Chair IV Pole



Foot Board



Chair Oxy Holder



Meal Tray



Arm Board



Padded Armrest



Chair Side Extension



Chair Stirrups



UX10 Exam Chair

Contour Recline

A procedure chair with every detail carefully considered.



Key Benefits

Save Space: Fit more chairs in the same space by increasing throughput with faster recoveries from patients sitting up right.

Hygiene conscious: Smooth, gap free platform aids cleaning and helps prevent fluid ingress to meet the highest infection control standards.

Supercharged: Keep things moving with long-life, cordless, fast-charge battery packs that work all day.

Custom quality: Manufactured in Australia with quality, care and customisation capability.

Longest warranty: Peace of mind with a lifetime of local support, easy maintenance and fast guaranteed parts.

Application

Ideal for Day Surgery, Recovery, Transit Lounge, Fast Track ED & Cardiac

Why Buy?

Make better use of valuable space and streamline your department with the Modsel procedure chairs. They are easy to move in and out of tight areas meaning a higher patient throughput and reduced waiting times. Patients can be positioned easily from sitting upright to a full recline, or lay completely flat with the stability of twin columns under the chair which can be used for CPR or specialised procedures. We've taken care with every aspect of design to ensure comfort and efficiency for both the patient and carer. Pop-up push handles ensure best operator positioning while preventing transfer movement to the patient. The Contour Recline can be tailored for facilities including emergency, day surgery, medical treatment rooms or as a general purpose procedure chair.

Contour Recline



Low and safe

Excellent 460mm low height with fold-under drop-sides.

The ultra-low height is combined with drop-sides that glide down vertically under the chair top to provide safe access with no protrusions to catch on the patients legs or clothes.



Easy egress

Forward tilt facilitates getting on and off.

For aged or disabled patients, a gentle incline and the long drop-side armrests may assist in safer transfer.



Lies flat

The backrest and leg rest move independently or together from chair to bed.

You now have the flexibility of sitting a patient up to almost 90 degrees or lying down completely flat.



Head and foot tilt

A generous 15 degrees top tilt both directions.

Position a patient how you need them or quickly lower their head down (and feet up) in an emergency.



Smart transfer

Conveniently stored handles unfold for staff friendly transportation.

Lock in the double steer system, unfold the push handles and move forward effortlessly on the large castors. The unique handle design correctly positions the carer while preventing unwanted forces being applied directly to the patient.



Wide option

100mm wider top option available.

Change the seat width from 650mm to 750mm wide to easily accommodate larger patients. Use our range of colour coding choices if required to assist in quick identification.



Clear handset

Large simple functions with colour assistance.

Position the patient quickly and easily with the touch of a button - either by independently moving sections or applying one touch contouring.

Specifications

Size: 780 x 1150mm overall (1750mm lying flat)

Seat width: 650mm with 100mm wider option available with 100mm thick premium, removable mattress

Height Range: 460 - 840mm with lie-flat and forward / reverse tilt

SWL: 300kg

Castor Size: Twin wheel 150mm castors with double steer

Package Includes: Standard IV, vertical oxy holder, dropdown footrest & meal tray

Product Code

MPC-C-RET-P

Contour Recline Endo

Enhance patient support with ease of access for surgeons during procedures such as endoscopy.



Key Benefits

Safety & support: The unique split dropside system allows staff the ability to drop one section without losing critical support for your patient and offers extra length.

Space saver: Fit more chairs in the same space and reduce patient transfers, time and OH&S risks.

Hygiene conscious: Smooth, gap free platform aids cleaning and helps prevent fluid ingress to meet the highest infection control standards.

Supercharged: Keep things moving with long-life, cordless, fast-charge battery packs that work all day.

Longest warranty: Peace of mind with a lifetime of local support, easy maintenance and fast guaranteed parts.

Application

Ideal for Endoscopy / Colonoscopy

Why Buy?

Make better use of valuable space and streamline your department with the Modsel procedure chairs. They are easy to move in and out of tight areas meaning a higher patient throughput and reduced waiting times. Patients can be positioned easily from sitting upright to a full recline, or lay completely flat with the stability of twin columns under the chair which can be used for CPR or specialised procedures. The unique twin dropside system* ensures extra safety and efficiency for both the patient and carer.

*Designs applied for.

Contour Recline Endo



Low and safe

Excellent 530mm low height with fold-under dropsides.

The ultra-low height is combined with dropsides that glide down vertically under the chair top to provide safe access with no protrusions to catch on the patients legs or clothes.



Safer access

Lower the dropsides independently to ensure clear access to the patient without reducing side support.



Clear handset

Large simple functions with colour assistance.

Position the patient quickly and easily with the touch of a button - either by independently moving sections or applying one touch contouring.



Lies flat and tilts

The backrest and leg rest move independently or together from chair to bed with trendelenburg.

You now have the flexibility of sitting a patient up to almost 90 degrees or lying down completely flat.



Smart transfer

Conveniently stored handles unfold for staff friendly transportation.

Lock in the double steer system, unfold the push handles and move forward effortlessly on the large castors. The unique handle design correctly positions the carer while preventing unwanted forces being applied directly to the patient.

Specifications

Size: 850 x 1200mm overall (1850mm lying flat)

Seat width: Generous patient surface width of 750mm with 100mm thick premium, removable mattress

Height Range: 530 - 910mm with lie-flat and forward / reverse tilt

SWL: 300kg

Castor Size: Twin wheel 150mm castors with double steer

Package Includes: Standard IV, vertical oxy holder, drop down footrest, glide-away dropsides with no protrusions & meal tray

Product Code

MPC-C-REN-P

Contour Recline E-Vertex

A world-first, fully electric procedure chair with touch control adjustable headrest for ease of operation, access and patient comfort.



Key Benefits

Full flexibility: The infinitely adjustable headrest, range of chair heights with lie-flat and forward/reverse options places the surgeon and patient in exactly the right position.

Safety and support: Increased leg clearance, with an adjustable, rigid locking headrest and wrist support accessory, brings patients close to protect surgeons from neck and back strain.

Comfort and control: Instantly increase patient comfort and enhance access with one-touch, electronic control of the scalloped or flat cushioned headrest.

Hygiene conscious: Smooth, gap free platform aids cleaning and helps prevent fluid ingress to meet the highest infection control standards.

Application

Ideal for Eye, ENT, plastics and dental care.

Why Buy?

The Contour E-Vertex medical procedure chair has been designed with direct feedback and insights from the country's leading Eye, ENT, plastics and dental professionals. The breakthrough design combines state-of-the-art technology and ergonomics to deliver exceptional functionality and support for procedures requiring close proximity, control for the practitioner and patient comfort. With convenient, touch-button handsets and user-friendly mechanisms, allowing a surgeon and their support team to quickly, safely and smoothly adjust the headrest, chair height and position for the procedure, patient transport and recovery.

[Also available as a Stretcher, view the Contour E-Vertex here.](#) *International patents pending

Contour Recline E-Vertex



Low and safe

Excellent 460mm low height with fold-under drop-sides.

The ultra-low height is combined with drop-sides that glide down vertically under the chair top to provide safe access with no protrusions to catch on the patient's legs or clothes.



Lies flat

The backrest and leg rest move independently or together from chair to bed.


You now have the flexibility of sitting a patient up to almost 90 degrees or lying down completely flat.



Smart transfer

Conveniently stored handles unfold for staff friendly transportation.

Lock in the double steer system, unfold the push handles and move forward effortlessly on the large castors. The unique handle design correctly positions the carer while preventing unwanted forces being applied directly to the patient.




Slim and clean

Ultra thin design safely hides all mechanical operation and has a one-piece, gap free top surface for easy cleaning.



Effortless control

A clearly marked handset infinitely positions the headrest with the touch of a button.



Raise and lower

Adjust the height up and down while remaining level.

Specifications

Size: 780 x 1150mm overall (1750mm lying flat)

Seat width: 650mm with 100mm wider option available with 100mm thick premium mattress

Height Range: 520 - 900mm with lie-flat and forward / reverse tilt

SWL: 300kg

Castor Size: 150mm twin wheel castors

Package Includes: standard IV, vertical oxy holder, drop down footrest, meal tray, standard scalloped or flat headrest cushion option

Product Codes

Contour Recline E-Vertex: MPC-C-REVE-E

Contour Recline E-Vertex Package: MPC-C-REVE-E-P

Contour Recline Barituff

A 500kg SWL Bariatric chair with an extra wide top and deeper seat.



Key Benefits

Low & safe: The ultra-low height is combined with dropsides that glide down vertically under the chair top to provide safe access with no protrusions to catch on the patients legs or clothes.

Purpose built: Increased componentry strength in the core frame design operates with higher capacity columns to safely lift 500kg without overload.

Effortless control: Sit and position your patient comfortably and then raise them to the desired work height with the touch of a button.

Supercharged: Keep things moving with long-life, cordless, fast-charge battery packs that work all day.

Longest warranty: Peace of mind with a lifetime of local support, easy maintenance, and fast guaranteed parts.

Application

Ideal for Day Surgery, ED, Podiatry & General Ward

Why Buy?

Having equipment that is robust enough, that you can completely rely on, is the greatest challenge when caring for Bariatric patients. We have increased componentry strength in the core frame design which operates with higher capacity columns to safely lift 500kg without overload. A wider top with a deeper seat has been standardized to comfortably cater for large patients. Heavy duty, dark coloured vinyl is used on the mattress cushions to combat wear and staining. This stretcher chair has been built for Bariatric patients.

Contour Recline Barituff



Low and safe

Excellent 480mm low height with fold-under dropside.

The ultra-low height is combined with dropside that glide down vertically under the chair top to provide safe access with no protrusions to catch on the patients legs or clothes.



Easy egress

Forward tilt facilitates getting on and off.

For aged or disabled patients, a gentle incline and the long dropside armrests may assist in safer transfer.



Lies flat

The backrest and leg rest move independently or together from chair to bed.

You now have the flexibility of sitting a patient up to almost 90 degrees or lying down completely flat.



Head and foot tilt

A generous 15 degrees top tilt both directions.

Position a patient how you need them or quickly lower their head down (and feet up) in an emergency.



Smart transfer

Conveniently stored handles unfold for staff friendly transportation.

Lock in the double steer system, unfold the push handles and move forward effortlessly on the large castors. The unique handle design correctly positions the carer while preventing unwanted forces being applied directly to the patient.



Large top design

The Barituff has a 200mm wider x 140mm deeper seat than the standard Recline.

The seat size is increased to 850mm wide x 600mm deep, easily accommodating larger patients. Use our range of colour coding choices if required to assist in quick identification.



Clear handset

Large simple functions with colour assistance.

Position the patient quickly and easily with the touch of a button - either by independently moving sections or applying one touch contouring.

Specifications

Size: 980mm wide x 1270mm upright (1750mm lying flat) overall

Seat width: 850mm wide x 600mm deep seat

Mattress size: 110mm pressure care mattress cushion with heavy duty cover

Height Range: 480 - 880mm with lie-flat and forward/reverse tilt

SWL: 500kg

Castor size: Twin wheel 150mm castors

Package Includes: Standard IV, vertical oxy holder, drop down footrest & meal tray

Product Code

MPC-C-REB-P

Chair Colour Options

A selection of colours to customise the Contour Recline procedure chairs for easy identification.

Key Benefits

- Tough extruded covers for a comfortable hand grip and bump protection.
- Used on chair dropside hand rails.
- Easy to replace for colour change or wear and tear.

Product Code

- Midnight Blue - MPT-CC-MB
- Flame Red - MPT-CC-FR
- Deep Violet (Purple) - MPT-CC-DV

Why Buy

Customise your chair armrest colours to suit your facility requirements. Our colour trims have been used in many ways such as departmental zoning between emergency, theatre and outpatients, highlighting special units such as wider tops, procedures, Bariatric or simply brightening up a children's ward.



Midnight Blue



Flame Red



Deep Violet (Purple)

Chair IV Pole

Height adjustable, non-rotational pole that fits all four corners of the chair and with under-top storage option.

Key Benefits

- A strong and safe hook design
- Light and easy 'lift out' auto-lock hanger
- Non-rotational design to prevent tube tangling
- High strength locking for heavy loads
- Tough construction from stainless steel and nylon
- Easy 'pull-down' release from any angle
- Large 28mm diameter stand body for ease of pump mounting
- Friction retainer mount for effortless use
- Under top storage option available
- 705mm up to 1135mm total height
- 10kg weight capacity, 5kg per hook
- Only 1kg total weight

Product Code

- MPC-CA-IVP

Why Buy

Constructed tough from stainless steel and nylon, these clever non-rotational IV poles are designed to withstand the harshest use and make daily life easier by helping to prevent the tangling of critical soft tubing and cords. Simply lift out the hanger to any height and it automatically locks into an infinite position. Pull the lock body down from any direction to release and lower. This removable IV fits into all four corners of a chair top with the option to store underneath if there is provision.



Foot Board

A removable board that locks into a padded foot rest or folds out for extra length as a leg support.

Key Benefits


- Covered in heavy duty vinyl
- Fits standard Recline leg support
- Locks into a foot rest or folds down to lengthen the leg support

Product Code

- MPC-CA-DDF

Why Buy

Clip in this foot board to provide a comfortable padded rest for the patients feet to help restrain them whilst moving the chair. It is covered in hard wearing vinyl that is easy to clean. The board can be folded down if the leg rest is raised to provide extra length and support for the patient legs.



Chair Oxy Holder

C size oxygen bottle holder which can be mounted to all four corners or backrest of a chair.

Key Benefits

- Low, high and backrest mount positions.
- Holds C-size oxygen bottle.
- Powder coated solid steel construction.

Product Code

- Vertical Oxy Corner Low Mount - MPC-CA-VO2
- Vertical Oxy Corner High Mount - MPC-CA-VUO2
- Vertical Oxy Backrest Mount - MPC-CA-BO2

Why Buy

To cater for varied departmental requirements for specific oxy bottle positioning, we have developed a range of options. Some prefer 'fixed', non-moving positions and others require 'swinging' options that allow the bottles to be moved aside if they become an obstruction during transport. There is also the option to support bottles vertically either above or below the patient surface.



Meal Tray

Tough tray constructed from medical grade plastic, molded with cup and meal positions.

Key Benefits

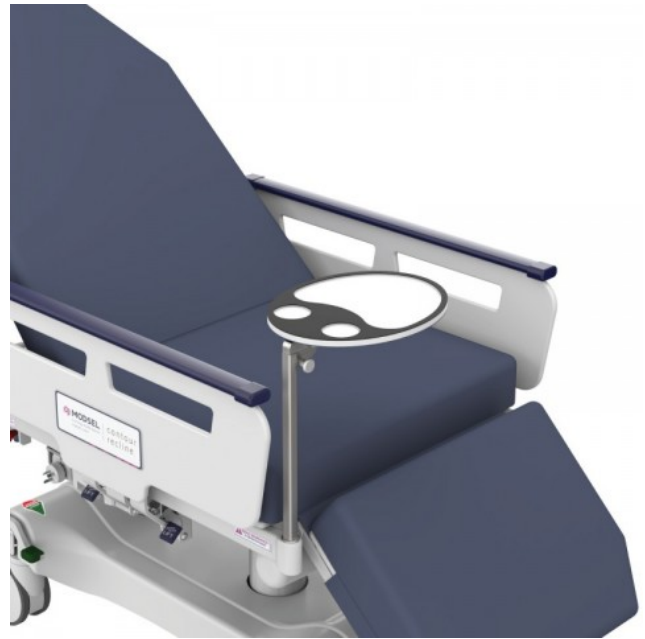
- Can be fitted to all 4 corners of the chair
- Swivels away for ease of access
- Folds down for convenient storage

Product Code

- MPC-CA-MLT

Why Buy

Simply add this compact meal tray onto either side of the chair, lift and lock into position and swivel around to suit the patient. The tray folds down for easy storage and is constructed of a tough, one piece medical grade plastic that is very easy to clean. There are recesses to help prevent items from sliding off. This tray can be customised to any shape or size if required.



Arm Board

Lightweight, adjustable armboard that clips onto the dropside rail and is padded for comfort.

Key Benefits

- 25mm high density foam covered in PU material
- Solid medical grade plastic base board
- Clips on both inside and outside of the dropside
- Adjustable angles for best patient positioning

Product Code

- MPC-CA-SAB

Why Buy

Quickly and securely lock the arm board in a choice of locations ranging from the front to the back of the dropside that suits the size and position of the patient. It may also be locked into a variety of angles to help the carer's access. The design is light to carry and store, quick to use and easy to clean.



Padded Armrest

Thick clip-on pads to soften the dropside armrests.

Key Benefits

- High density foam core with slow recovery outer
- Covered in welded, pressure relieving stretch material
- 370mm long x 125mm wide x 210mm high
- 40mm of padding on top

Product Code

- MPC-CA-PDA

Why Buy

In some cases a patient may require extra support or comfort if spending longer periods of time in the chair. These easy to handle and store pads clip on over the dropside to widen and soften the armrest surfaces. The Contour Recline Chair has been designed as a practical, clinical product that is functional and easy to clean.



Chair Side Extension

A pair of drop-in side board extensions that can be added to all four corners for special patient support.

Key Benefits

- Solid medical grade plastic board
- Supplied as a pair
- Fits into all four corner sockets
- Use at either end or side of the chair

Product Code

- MPC-CA-DSB (Pair)

Why Buy

Add a pair of side extensions to either the foot / head end or one side of the chair for extra patient support during recovery or in special circumstances such as children. Up to four side boards (2pairs) can be used at the same time. These easy to clean and maintain boards simply drop in/ lift out and lie flat for storage.



Use in four positions



Lie flat support

Chair Stirrups

Removeable stirrup options that can be added to the Recline Chair for patient leg or foot support.

Key Benefits

- One piece molded knee stirrups
- Fully adjustable angles for patient comfort
- Padded foot support stirrups
- Length adjustable for patient comfort

Why Buy

Add a pair of angle adjustable knee stirrups or length adjustable foot stirrups to the end sockets of the chair for patient support during medical examination and procedures. These easy to clean and maintain stirrups simply drop in and lift out as required.



Adjustable Knee Stirrups



Adjustable Foot Stirrups



Adjustable Foot Stirrups

UX10 Exam Chair

The UX10 Exam Chair's breakthrough design maximises everyday patient comfort and caregiver efficiency for examinations and treatment.



Key Benefits

- | Three (3) Sections: Full lie-flat to chair positioning
- | Storage points for control and equipment
- | Built in backrest push handles for ease of movement
- | Singular formed base cover
- | Out of the way control and power cable management
- | Forward tilting and side egress
- | Designed, manufactured and assembled in Australia

Application

A specially designed examination chair and bed in one – for new levels of comfort, safety, ease and flexibility, even in the tightest spaces.

Why Buy?

We designed and developed it with [specific input](#) by one of Australia's largest metropolitan hospitals – ensuring every detail has practical day-to-day benefits in today's dynamic healthcare environment. Instantly adjustable from chair to lie-down table, its electronic height variability takes ease and safety to new levels. Patients can sit upright, recline, lie flat or even tilt – with the stability of twin powered columns under the chair. They can move on and off the chair with confidence, with its unique ultra-low height option. The lightweight design and large castors make it a breeze to move around consultation rooms, clinics or hospital departments.

[Assembly Guide.](#)

UX10 Exam Chair



Ultra-low height

Make it easier and safer for patients to get on and off.

The very low seat height of this chair with fully retracted sides helps with easy egress and takes away the requirement to use step stools or unnecessary heavy lifting. Sit and position your patient comfortably and then raise them to the desired work height with the touch of a button.



Lies flat

The backrest and leg rest move independently or together from chair to bed.

You have the flexibility of sitting a patient up to almost 90 degrees or lying down completely flat. There is a CPR function to lie the backrest flat quickly in case of emergency.



Head and foot tilt

A 14 degree top trendelenburg with tilt both directions.

Transition a patient how you need them - quickly lower their head down (and feet up) in an emergency.



Easy transfer

Conveniently positioned handles and large wheels for ease of location.

Lock in the steer castor and use the push handles to move the chair effortlessly to where you need it.



Low - High seated

Great low - high range for all medical applications.



Low - High lie flat

Patient friendly low - high lie flat positioning.

Specifications

Size: 650mm wide x 1350mm overall (1900mm lying flat).

Comfort: 75mm thick premium, sealed, removable cushion.

Height Range: 500mm - 880mm with lie-flat and forward / reverse tilt.

SWL: 220kg.

Castor Size: Large twin wheel 125mm castors with 4 x brake and steer.

Product Code

UX10-EC

Notes



